



READING YOUR METER

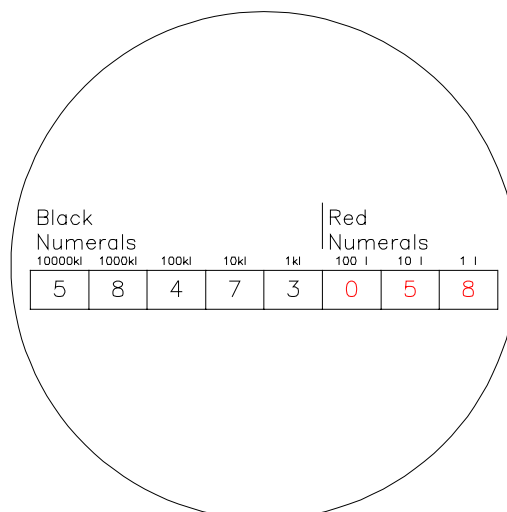
How to Read Your Meter

The basic unit of volume for water meters is the kilolitre (kl).

1 kl = 1000 litres = 220 gallons

Your water meter has number wheels that indicate how much water has been or is being used. On your treated water meter the number wheels indicating “kilolitres” appear in **BLACK** numerals. The test wheels indicating “litres” appear in **RED** numerals. Your untreated water meter has only BLACK numerals indicating “kilolitres”.

See example listed below:-



Reading = 58473 kilolitres
or 58473058 litres

- Learn how to read your water meter and check it regularly.
- Only the BLACK dials are read and recorded for your water usage.

Customers' Responsibilities

Repair Leaks



Save water and save money by promptly repairing all leaking taps and cisterns. (eg. A dribbling cistern can waste 600 litres of water per day, costing you up to \$123 extra per year on your water bill). Contact your plumber to assist with locating and for repair of leaks.

Access to Meters

It is your responsibility to ensure safe access to your water meter at all times. Our meter readers would appreciate your assistance.

- Trim bushes from around your meter.
- Advise us of any unfriendly pets that may prevent access to the meter.
- Ensure we are given a key to access any locked meters.

Greg Murdoch
General Manager
Murray Shire Council
PO Box 21
MATHOURA NSW 2710

 03 58843302
 03 58843417
www.murray.nsw.gov.au